

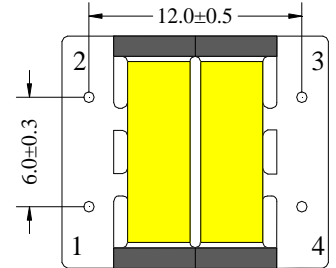
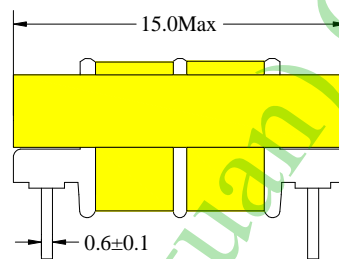
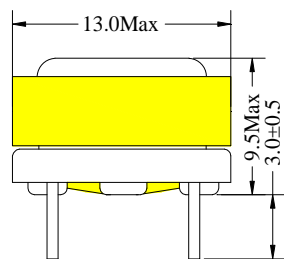


Common Mode Choke EE12 Series

Parameters/Dimensions:

EE12 Type 1

Information:
Shape:EE12
1 Mounting Orientation:Horizontal
2 Size: 13 (W) *15 L) * 9.5 (H)
3 Material: Zinc fierce high conductivity



Note:

Core Material: Zinc fierce high conductivity

EE series Common Mode Choke features:

Small size, easy installation, low temperature, high efficiency.

Uses:

For T5 / T8 / T10 fluorescent tubes built-in power supply, With EDR series transformers.